

## Sports Racing Car Champ & 7 Type Sports & Prod Kit Car Championship QUALIFYING


POS	NO	CL	NAME	NAT	ENTRY	TIME	LAPS	GAP	MPH
1	9	2	Tom ASHTON		Radical SR3	40.933	19		87.94
2	80	2	Christian ENDERBY		Radical SR4	42.639	21	1.706	84.43
3	20	1	Mark BURTON		Jade	42.993	10	2.060	83.73
4	34	6	Nigel BENT		Caterham CSR260	43.597	21	2.664	82.57
5	69	6	Merrick LINNETT		Caterham C400	44.274	21	3.341	81.31
6	71	6	Kevin WILLIAMS		Caterham R400	44.289	21	3.356	81.28
7	8	6	Ian CONIBEAR		Westfield SEiW	44.417	20	3.484	81.05
8	24	6	Richard WHITE		Westfield Seven	44.453	15	3.520	80.98
9	23	6	Mark PRATT		Caterham Roadsport	45.240	18	4.307	79.57
10	29	2	Christian RINGER		Radical Clubsport	45.749	20	4.816	78.69
11	36	6	Gary MERRITT		Westfield SE	46.559	16	5.626	77.32

Weather/Track: Sunny / Dry

Lydden Hill  
Circuit Length = 1.0000 miles.  
Start: 13:00 End: 13:15

Clerk of Course:	Stewards:	Timekeeper:
------------------	-----------	-------------

# Sports Racing Car Champ & 7 Type Sports & Prod Kit Car Championship GRID

ROW 6	36	MERRITT	
ROW 5	23	PRATT	29 RINGER
ROW 4	8	CONIBEAR	24 WHITE
ROW 3	69	LINNETT	71 WILLIAMS
ROW 2	20	BURTON	34 BENT
ROW 1	9	ASHTON	80 ENDERBY
<b>POLE</b>			
			

Weather/Track: Sunny / Dry

Lydden Hill  
Circuit Length = 1.0000 miles.  
Start: 13:00 End: 13:15

Clerk of Course:	Stewards:	Timekeeper:
------------------	-----------	-------------

## Sports Racing Car Champ & 7 Type Sports & Prod Kit Car Championship

### RACE 1 CLASSIFICATION

POS	NO	CL	NAME	NAT	ENTRY	TIME	LAPS	GAP	MPH	BEST
1	9	2	Tom ASHTON		Radical SR3	10:27.026	15		86.12	40.645
2	20	1	Mark BURTON		Jade	10:27.164	15	0.138	86.10	40.171
3	80	2	Christian ENDERBY		Radical SR4	10:55.568	15	28.542	82.37	42.312
4	34	6	Nigel BENT		Caterham CSR260	11:03.125	15	36.099	81.43	42.688
5	24	6	Richard WHITE		Westfield Seven	11:07.866	15	40.840	80.85	43.256
6	71	6	Kevin WILLIAMS		Caterham R400	10:37.834	14	1 LAP	79.01	44.520
7	29	2	Christian RINGER		Radical Clubsport	10:42.981	14	1 LAP	78.38	44.959
8	69	6	Merrick LINNETT		Caterham C400	10:43.558	14	1 LAP	78.31	44.977
9	23	6	Mark PRATT		Caterham Roadsport	10:50.106	14	1 LAP	77.52	45.441
10	8	6	Ian CONIBEAR		Westfield SEIW	11:02.609	14	1 LAP	76.06	44.065

#### FASTEST LAP

20	1	Mark BURTON	Jade	40.171	6	89.61mph	144.22kph
9	2	Tom ASHTON	Radical SR3	40.645	5	88.57mph	142.54kph
34	6	Nigel BENT	Caterham CSR260	42.688	4	84.33mph	135.72kph

Weather/Track: Sunny/Dry  
Non starter - car 36

Lydden Hill  
Circuit Length = 1.0000 miles.  
Start: 15:22 End: 15:33

Clerk of Course:	Stewards:	Timekeeper:
------------------	-----------	-------------

## Saloon & Sports Car Championship Race QUALIFYING


POS	NO	CL	NAME	NAT	ENTRY	TIME	LAPS	GAP	MPH
1	95	5	Peter THURSTON		Ford Escort	46.699	6		77.08
2	96	12	Nigel CRAIG		Ford RS2000	46.990	8	0.291	76.61
3	16	11	Steve WEATHERLEY		Ford Sierra Sapphire	47.471	8	0.772	75.83
4	34	4	Robert KNOX		Hillman Imp	47.710	9	1.011	75.45
5	26	13	Bill RICHARDS		Rover Mini Clubman	48.525	9	1.826	74.18
6	25	14	Stephen KING		Rover Mini Miglia	48.839	13	2.140	73.71
7	14	4	Colin ROONEY		Hillman Imp	49.368	6	2.669	72.92
8	17	12	Brian WRAY		Vauxhall Chevette	50.421	14	3.722	71.39
9	1	10	Steve LUSCOMBE		MG Midget	51.116	15	4.417	70.42
10	42	14	Tristram BARDEN		Rover Mini	52.642	9	5.943	68.38
11	49	13	Geoff O'NION		Rover Mini	53.311	14	6.612	67.52

Weather/Track: Sunny / Dry

Lydden Hill  
Circuit Length = 1.0000 miles.  
Start: 13:16 End: 13:42

Clerk of Course:	Stewards:	Timekeeper:
------------------	-----------	-------------

# Saloon & Sports Car Championship Race GRID

ROW 6	49	O'NION	
ROW 5	1	LUSCOMBE	42 BARDEN
ROW 4	14	ROONEY	17 WRAY
ROW 3	26	RICHARDS	25 KING
ROW 2	16	WEATHERLEY	34 KNOX
ROW 1	95	THURSTON	96 CRAIG
<b>POLE</b>			
			

Weather/Track: Sunny / Dry

Lydden Hill  
Circuit Length = 1.0000 miles.  
Start: 13:16 End: 13:42

Clerk of Course:	Stewards:	Timekeeper:
------------------	-----------	-------------

## Saloon & Sports Car Championship Race

### RACE 2 CLASSIFICATION

POS	NO	CL	NAME	NAT	ENTRY	TIME	LAPS	GAP	MPH	BEST
1	95	5	Peter THURSTON		Ford Escort	11:51.761	15		75.86	45.961
2	34	4	Robert KNOX		Hillman Imp	11:51.950	15	0.189	75.84	46.344
3	96	12	Nigel CRAIG		Ford RS2000	12:00.104	15	8.343	74.98	46.851
4	16	11	Steve WEATHERLEY		Ford Sierra Sapphire	12:01.829	15	10.068	74.81	47.184
5	26	13	Bill RICHARDS		Rover Mini Clubman	12:02.179	15	10.418	74.77	47.295
6	25	14	Stephen KING		Rover Mini Miglia	12:16.805	15	25.044	73.28	48.297
7	14	4	Colin ROONEY		Hillman Imp	11:54.181	14	1 LAP	70.57	48.903
8	42	14	Tristram BARDEN		Rover Mini	12:26.099	14	1 LAP	67.55	51.953
9	49	13	Geoff O'NION		Rover Mini	12:26.442	14	1 LAP	67.52	51.754
10	1	10	Steve LUSCOMBE		MG Midget	12:26.826	14	1 LAP	67.48	50.661

#### NOT CLASSIFIED

17	12	Brian WRAY		Vauxhall Chevette	6:21.427	7	D.N.F.	66.06	49.069
----	----	------------	--	-------------------	----------	---	--------	-------	--------

#### FASTEST LAP

95	5	Peter THURSTON		Ford Escort	45.961	4	78.32mph	126.05kph
34	4	Robert KNOX		Hillman Imp	46.344	10	77.68mph	125.01kph
96	12	Nigel CRAIG		Ford RS2000	46.851	4	76.83mph	123.66kph
16	11	Steve WEATHERLEY		Ford Sierra Sapphire	47.184	8	76.29mph	122.78kph
26	13	Bill RICHARDS		Rover Mini Clubman	47.295	5	76.11mph	122.50kph
25	14	Stephen KING		Rover Mini Miglia	48.297	7	74.53mph	119.95kph
1	10	Steve LUSCOMBE		MG Midget	50.661	12	71.06mph	114.36kph

Weather/Track: Sunny/Dry

Lydden Hill  
Circuit Length = 1.0000 miles.  
Start: 15:40 End: 15:51

Clerk of Course:	Stewards:	Timekeeper:
------------------	-----------	-------------

## Sports & GT Challenge RACE 3 - QUALIFYING

POS	NO	CL	NAME	NAT	ENTRY	TIME	LAPS	GAP	MPH
1	45	B	<b>Nigel EDWARDS</b>		Crossle 9S	45.752	16		78.68
2	1	B	<b>Mike WALKER</b>		Crossle 9S	46.740	18	0.988	77.02
3	35	A	<b>John DICKSON</b>		Ram Cobra	46.914	17	1.162	76.73
4	99	A	<b>Cheng LIM</b>		Ram SC	46.942	18	1.190	76.69
5	3	A	<b>Nick LEDGER</b>		Crossle 9S	47.425	19	1.673	75.90
6	78	D	<b>Miles CASTALDINI</b>		Davrian GT	48.336	10	2.584	74.47
7	50	C	<b>Ken PATON</b>		Jaguar D-Type	49.035	18	3.283	73.41
8	81	D	<b>Tim FALCE</b>		Jaguar D-Type	49.669	13	3.917	72.48
9	7	B	<b>Andrew TODD</b>		Crossle 9S	49.752	18	4.000	72.35
10	41	C	<b>Tim BURNETT</b>		Jaguar RMS D	50.498	15	4.746	71.29
11	54	D	<b>Michael SHOOBRIDGE</b>		Lotus Elan	50.998	18	5.246	70.59
12	70	C	<b>Ian WOOLLON</b>		Jaguar D-Type	54.111	17	8.359	66.53


Weather/Track: Sunny/Dry

Lydden Hill  
Circuit Length = 1.0000 miles.  
Start: 13:44 End: 13:59

Clerk of Course:	Stewards:	Timekeeper:
------------------	-----------	-------------

# Sports & GT Challenge

## GRID FOR RACE 3

ROW 6	54 SHOOBRIDGE	70 WOOLLON
ROW 5	7 TODD	41 BURNETT
ROW 4	50 PATON	81 FALCE
ROW 3	3 LEDGER	78 CASTALDINI
ROW 2	35 DICKSON	99 LIM
ROW 1	45 EDWARDS	1 WALKER
<b>POLE</b>		
		

Weather/Track: Sunny/Dry

Lydden Hill  
Circuit Length = 1.0000 miles.  
Start: 13:44 End: 13:59

Clerk of Course:	Stewards:	Timekeeper:
------------------	-----------	-------------



## Sports & GT Challenge

### RACE 3 CLASSIFICATION

POS	NO	CL	NAME	NAT	ENTRY	TIME	LAPS	GAP	MPH	BEST
1	99	A	Cheng LIM		Ram SC	9:32.628	12		75.44	46.498
2	3	B	Nick LEDGER		Crossle 9S	9:32.963	12	0.335	75.39	46.370
3	50	C	Ken PATON		Jaguar D-Type	10:02.772	12	30.144	71.66	49.195
4	81	D	Tim FALCE		Jaguar D-Type	10:03.582	12	30.954	71.57	49.149
5	7	B	Andrew TODD		Crossle 9S	10:04.128	12	31.500	71.50	49.313
6	41	C	Tim BURNETT		Jaguar RMS D	9:33.863	11	1 LAP	69.00	50.521
7	70	C	Ian WOOLLON		Jaguar D-Type	9:40.607	11	1 LAP	68.20	50.908

#### NOT CLASSIFIED

35	A	John DICKSON		Ram Cobra		0	D.N.F.	N/A
54	D	Michael SHOBRIDGE		Lotus Elan		0	D.N.F.	N/A

#### FASTEST LAP

3	B	Nick LEDGER		Crossle 9S	46.370	3	77.63mph	124.94kph
99	A	Cheng LIM		Ram SC	46.498	3	77.42mph	124.59kph
81	D	Tim FALCE		Jaguar D-Type	49.149	12	73.24mph	117.87kph
50	C	Ken PATON		Jaguar D-Type	49.195	12	73.17mph	117.76kph

Weather/Track: Sunny/Dry

Lydden Hill  
Circuit Length = 1.0000 miles.  
Start: 16:24 End: 16:33

Clerk of Course:	Stewards:	Timekeeper:
------------------	-----------	-------------

## SESports & Saloon Car Challenge Race (Classes C-F) & Tiger Challenge QUALIFYING FOR RACE 4


POS	NO	CL	NAME	NAT	ENTRY	TIME	LAPS	GAP	MPH
1	23	C	Mark PRATT		Caterham Roadsport	45.017	18		79.97
2	95	D	Peter THURSTON		Ford Escort	45.566	10	0.549	79.00
3	26	C	Bill RICHARDS		Cosworth Metro	45.635	11	0.618	78.88
4	58	T	Mick GRANT		Tiger R6	48.366	19	3.349	74.43
5	6	T	Paul DUDLEY		Tiger R6	48.515	14	3.498	74.20
6	66	T	Clive SEER		Tiger R6	49.069	12	4.052	73.36
7	29	T	Adam WILKINS		Tiger R6	50.103	18	5.086	71.85
8	22	T	James CASHRO		Tiger R6 2000cc	50.614	17	5.597	71.12
9	11	T	Chris BROOKS		Tiger R6	53.250	17	8.233	67.60
10	50	T	John LEE		Tiger R6	54.180	16	9.163	66.44

Weather/Track: Sunny/Dry

Lydden Hill  
Circuit Length = 1.0000 miles.  
Start: 14:03 End: 14:19

Clerk of Course:	Stewards:	Timekeeper:
------------------	-----------	-------------

# SESports & Saloon Car Challenge Race (Classes C-F) & Tiger Challenge GRID FOR RACE 4

ROW 5	11 BROOKS	50 LEE
ROW 4	29 WILKINS	22 CASHRO
ROW 3	6 DUDLEY	66 SEER
ROW 2	26 RICHARDS	58 GRANT
ROW 1	23 PRATT	95 THURSTON
<b>POLE</b>		
		

Weather/Track: Sunny/Dry

Lydden Hill  
Circuit Length = 1.0000 miles.  
Start: 14:03 End: 14:19

Clerk of Course:	Stewards:	Timekeeper:
------------------	-----------	-------------

## SESports & Saloon Car Challenge Race (Classes C-F) & Tiger Challenge RACE 4 CLASSIFICATION

POS	NO	CL	NAME	NAT	ENTRY	TIME	LAPS	GAP	MPH	BEST
1	95	D	Peter THURSTON		Ford Escort	11:36.943	15		77.48	45.602
2	23	C	Mark PRATT		Caterham Roadsport	11:38.200	15	1.257	77.34	45.545
3	58	T	Mick GRANT		Tiger R6	12:14.276	15	37.333	73.54	48.052
4	6	T	Paul DUDLEY		Tiger R6	12:15.221	15	38.278	73.44	48.143
5	29	T	Adam WILKINS		Tiger R6	12:20.789	15	43.846	72.89	48.197
6	66	T	Clive SEER		Tiger R6	12:53.832	15	1:16.889	69.78	48.229
7	11	T	Chris BROOKS		Tiger R6	11:40.576	13	2 LAPS	66.80	52.233
8	50	T	John LEE		Tiger R6	11:48.625	13	2 LAPS	66.04	53.356
NOT CLASSIFIED										
26	C	Bill RICHARDS		Cosworth Metro	7:03.090	9	D.N.F.	76.57	45.763	
FASTEST LAP										
23	C	Mark PRATT		Caterham Roadsport	45.545	10	79.04mph	127.20kph		
95	D	Peter THURSTON		Ford Escort	45.602	8	78.94mph	127.04kph		
58	T	Mick GRANT		Tiger R6	48.052	2	74.91mph	120.57kph		

Weather/Track: Sunny/Dry

Lydden Hill  
Circuit Length = 1.0000 miles.  
Start: 16:40 End: 16:52

Clerk of Course:	Stewards:	Timekeeper:
------------------	-----------	-------------

## South East Sports & Saloon Car Challenge Race - Classes A&B QUALIFYING FOR RACE 5

POS	NO	CL	NAME	NAT	ENTRY	TIME	LAPS	GAP	MPH
1	9	A	Tom ASHTON		Radical SR3	41.340	14		87.08
2	20	A	Mark BURTON		Jade	41.558	10	0.218	86.62
3	80	A	David ENDERBY		Radical SR4	42.984	13	1.644	83.75
4	34	B	Nigel BENT		Caterham CSR260	43.190	10	1.850	83.35
5	29	A	Paul RINGER		Radical Clubsport	43.976	15	2.636	81.86
6	24	B	Richard WHITE		Westfield Seven	44.064	11	2.724	81.69
7	71	B	Kevin WILLIAMS		Caterham R400	44.389	20	3.049	81.10
8	8	B	Ian CONIBEAR		Westfield SeiW	44.733	12	3.393	80.47
9	69	B	Merrick LINNETT		Caterham C400	45.162	20	3.822	79.71


Weather/Track: Sunny/Dry

Lydden Hill  
Circuit Length = 1.0000 miles.  
Start: 14:23 End: 14:38

Clerk of Course:	Stewards:	Timekeeper:
------------------	-----------	-------------

# South East Sports & Saloon Car Challenge Race - Classes A&B

## GRID FOR RACE 5

ROW 5	69 LINNETT	
ROW 4	71 WILLIAMS	8 CONIBEAR
ROW 3	29 RINGER	24 WHITE
ROW 2	80 ENDERBY	34 BENT
ROW 1	9 ASHTON	20 BURTON
<b>POLE</b>		
		

Weather/Track: Sunny/Dry

Lydden Hill  
Circuit Length = 1.0000 miles.  
Start: 14:23 End: 14:38

Clerk of Course:	Stewards:	Timekeeper:
------------------	-----------	-------------

## South East Sports & Saloon Car Challenge Race - Classes A&B

### RACE 5 CLASSIFICATION

POS	NO	CL	NAME	NAT	ENTRY	TIME	LAPS	GAP	MPH	BEST
1	9	A	Tom ASHTON		Radical SR3	10:34.037	15		85.16	41.269
2	20	A	Mark BURTON		Jade	10:34.377	15	0.340	85.12	40.362
3	34	B	Nigel BENT		Caterham CSR260	11:04.546	15	30.509	81.25	43.395
4	80	A	David ENDERBY		Radical SR4	11:06.230	15	32.193	81.05	43.395
5	24	B	Richard WHITE		Westfield Seven	11:11.541	15	37.504	80.41	43.650
6	8	B	Ian CONIBEAR		Westfield SeiW	11:13.048	15	39.011	80.23	43.801
7	29	A	Paul RINGER		Radical Clubsport	11:15.735	15	41.698	79.91	44.205
8	71	B	Kevin WILLIAMS		Caterham R400	10:39.545	14	1 LAP	78.80	44.937
9	69	B	Merrick LINNETT		Caterham C400	10:40.304	14	1 LAP	78.71	44.855

#### FASTEST LAP

20	A	Mark BURTON	Jade	40.362	12	89.19mph	143.54kph
34	B	Nigel BENT	Caterham CSR260	43.395	3	82.95mph	133.50kph

Weather/Track: Sunny/Dry

Lydden Hill  
Circuit Length = 1.0000 miles.  
Start: 16:58 End: 17:08

Clerk of Course:	Stewards:	Timekeeper:
------------------	-----------	-------------

## SEMSEC Open Single Seater Challenge Race QUALIFYING FOR RACE 6

POS	NO	CL	NAME	NAT	ENTRY	TIME	LAPS	GAP	MPH
1	17	E	<b>Eddie McLURG</b>		March 822	40.761	16		88.32
2	6	D	<b>Gary TIDWELL</b>		Swift SC94R	42.354	22	1.593	84.99
3	13	D	<b>Chris CHANDLER</b>		Tatuus FR97	43.106	22	2.345	83.51
4	18	E	<b>Steve MEAD</b>		Van Diemen RF95	43.453	16	2.692	82.84
5	44	C	<b>Steve GARDINER</b>		Reynard SF80	44.515	19	3.754	80.87
6	19	E	<b>Phillip AYRES</b>		ERA HSS	48.907	19	8.146	73.60
7	2	E	<b>Alan GAPE</b>		ERA HSS	50.172	18	9.411	71.75
8	72	E	<b>Jim ELLIS</b>		ERA HSS	53.592	17	12.831	67.17

Weather/Track: Sunny/Dry


Lydden Hill  
Circuit Length = 1.0000 miles.  
Start: 14:41 End: 14:56

Clerk of Course:	Stewards:	Timekeeper:
------------------	-----------	-------------



# SEMSEC Open Single Seater Challenge Race

## GRID FOR RACE 6

ROW 4	2 GAPE	72 ELLIS
ROW 3	44 GARDINER	19 AYRES
ROW 2	13 CHANDLER	18 MEAD
ROW 1	17 McLURG	6 TIDWELL
<b>POLE</b>		
		

Weather/Track: Sunny/Dry

Lydden Hill  
Circuit Length = 1.0000 miles.  
Start: 14:41 End: 14:56

Clerk of Course:	Stewards:	Timekeeper:
------------------	-----------	-------------

## SEMSEC Open Single Seater Challenge Race

### RACE 6 CLASSIFICATION

POS	NO	CL	NAME	NAT	ENTRY	TIME	LAPS	GAP	MPH	BEST
1	6	D	Gary TIDWELL		Swift SC94R	14:29.366	20		82.81	42.756
2	13	D	Chris CHANDLER		Tatuus FR97	14:39.304	20	9.938	81.88	42.994
3	18	E	Steve MEAD		Van Diemen RF95	14:43.587	20	14.221	81.48	42.701
4	44	C	Steve GARDINER		Reynard SF80	15:05.782	20	36.416	79.48	44.257
5	19	E	Phillip AYRES		ERA HSS	15:17.563	18	2 LAPS	70.62	49.481
6	72	E	Jim ELLIS		ERA HSS	14:40.620	16	4 LAPS	65.40	53.562
NOT CLASSIFIED										
2	E	Alan GAPE		ERA HSS	7:49.512	9	D.N.F.	69.00	49.820	
17	E	Eddie McLURG		March 822		0	D.N.F.	N/A		
FASTEST LAP										
18	E	Steve MEAD		Van Diemen RF95	42.701	13	84.30mph	135.67kph		
6	D	Gary TIDWELL		Swift SC94R	42.756	2	84.19mph	135.50kph		
44	C	Steve GARDINER		Reynard SF80	44.257	15	81.34mph	130.90kph		

Weather/Track: Sunny/Dry

Lydden Hill  
Circuit Length = 1.0000 miles.  
Start: 17:14 End: 17:28

Clerk of Course:	Stewards:	Timekeeper:
------------------	-----------	-------------

## John Taylor Handicap Challenge QUALIFYING FOR RACE 7

POS	NO	CL	NAME	NAT	ENTRY	TIME	LAPS	GAP	MPH
1	9		Peter ASHTON		Radical SR3	42.047	14		85.61
2	24		Richard WHITE		Westfield Seven	43.751	6	1.704	82.28
3	34		Nigel BENT		Caterham CSR260	44.104	7	2.057	81.62
4	71		Kevin WILLIAMS		Caterham R400	44.942	9	2.895	80.10
5	8		Ian CONIBEAR		Westfield SeiW	45.018	8	2.971	79.96
6	29		Christian RINGER		Radical Clubsport	45.193	11	3.146	79.65
7	23		Mark PRATT		Caterham Roadsport	45.567	14	3.520	79.00
8	45		Nigel EDWARDS		Crossle 9S	45.596	13	3.549	78.95
9	1		Mike WALKER		Crossle 9S	46.366	10	4.319	77.64
10	3		Nick LEDGER		Crossle 9S	46.919	12	4.872	76.72
11	99		Cheng LIM		Ram SC	47.678	10	5.631	75.50
12	58		Mick GROUT			47.994	12	5.947	75.00
13	7		Andrew TODD		Crossle 9S	48.340	12	6.293	74.47
14	66		Clive SEER		Tiger R6	48.743	10	6.696	73.85
15	54		Michael SHOBRIDGE		Lotus Elan	50.338	12	8.291	71.51
16	70		Ian WOOLLON		Jaguar D Type	51.334	11	9.287	70.12
17	11		Chris BROOKS		Tiger R6	53.980	11	11.933	66.69
18	42		Tristam BARDEN		Rover Mini	55.818	6	13.771	64.49

Weather/Track: Sunny/Dry

Lydden Hill  
Circuit Length = 1.0000 miles.  
Start: 14:59 End: 15:09

Clerk of Course:	Stewards:	Timekeeper:
------------------	-----------	-------------

## John Taylor Handicap Challenge RACE 7 CLASSIFICATION

POS	NO	CL	NAME	NAT	ENTRY	TIME	LAPS	GAP	MPH	BEST
1	70		Ian WOOLLON		Jaguar D Type	9:01.633	12		79.75	51.397
2	7		Andrew TODD		Crossle 9S	9:02.729	12	1.096	79.59	48.230
3	8		Ian CONIBEAR		Westfield SeiW	9:06.896	12	5.263	78.99	43.848
4	3		Nick LEDGER		Crossle 9S	9:09.570	12	7.937	78.60	46.411
5	66		Clive SEER		Tiger R6	9:09.677	12	8.044	78.59	48.418
6	11		Chris BROOKS		Tiger R6	9:10.670	12	9.037	78.45	52.762
7	9		Peter ASHTON		Radical SR3	9:10.865	12	9.232	78.42	42.410
8	71		Kevin WILLIAMS		Caterham R400	9:13.291	12	11.658	78.07	45.041
9	42		Tristram BARDEN		Rover Mini	9:15.509	12	13.876	77.76	52.367
10	34		Nigel BENT		Caterham CSR260	9:15.586	12	13.953	77.75	43.324
11	58		Mick GROUT			9:18.902	12	17.269	77.29	47.905
12	23		Mark PRATT		Caterham Roadsport	9:19.205	12	17.572	77.25	45.729
13	24		Richard WHITE		Westfield Seven	9:19.375	12	17.742	77.22	44.165
14	99		Cheng LIM		Ram SC	9:28.996	12	27.363	75.92	47.354
15	29		Christian RINGER		Radical Clubsport	9:34.038	12	32.405	75.25	45.456
FASTEST LAP										
	9		Peter ASHTON		Radical SR3	42.410	3	84.88mph	136.61kph	

Weather/Track: Sunny/Dry

Lydden Hill  
Circuit Length = 1.0000 miles.  
Start: 17:36 End: 17:45

Clerk of Course:	Stewards:	Timekeeper:
------------------	-----------	-------------